














Maximum Length		19.0m	26.0m	36.5m									Grain Harvest Management			
Category	Code	Image			Description	GML	Vic RFS <sup>1</sup>	GML + Notice <sup>2</sup>	CML <sup>3</sup>	HML <sup>4</sup>	0.5mt Steer <sup>5</sup>	1.1mt Steer <sup>6</sup>	QLD <sup>7</sup>	NSW <sup>8</sup>	VIC <sup>9</sup>	SA <sup>10</sup>
Truck & Dog Trailer	16				3 Axle Rigid Truck and 3 Axle Dog Trailer <sup>11</sup>	42.50		45.00 NSW = 48.00t	43.50		✓		45.70	44.63		45.70
	76				3 Axle Rigid Truck and 4 Axle Dog Trailer <sup>11</sup>	42.50		50.00 <sup>12</sup> 55.50 <sup>13</sup> 57.50 <sup>14</sup>	43.50		✓		45.70	44.63	44.60	45.70
	87				3 Axle Rigid Truck and 5 Axle Dog Trailer	PBS truck: Refer footnote <sup>11</sup>										
Semi-trailer	12				6 Axle Semitrailer	42.50	43.00		43.50	45.50	✓	✓ <sup>15</sup>	45.70	44.63	44.60	45.70
B-double	83				7 Axle B-double	55.50	57.00	50.00 <sup>16</sup>	57.00		✓		59.70 <sup>17</sup>	57.00	58.30	59.90
	68				9 Axle B-double	62.50	63.00		64.50	68.00	✓		67.10	65.63	65.60	67.70
Road train	28			11 Axle Road train (A Double)	79.00			81.00	85.00	✓	✓	84.90	83.00		85.05	
	91			12 Axle Road train (A Double)	82.50			84.50 Qld = +1.00t	90.50	✓	✓	88.70	86.63		86.60	
AB-triple	88			14 Axle AB-triple Road train and 2 Axle Dolly	99.00			101.00 Qld = +1.00t	107.50	✓	✓	106.40	104.00		106.05	
	96			15 Axle AB-triple Road train and 3 Axle Dolly	102.50			104.50 Qld = +1.00t	113.00 <sup>18</sup>	✓	✓	110.20	107.63		109.73	
<b>All masses are in metric tonnes</b> GML = General Mass Limit CML = Concessional Mass Limit - Must be registered in NHVAS mass and display sticker on driver's side of the truck HML = Higher Mass Limit - Must be on a HML route and registered in NHVAS in Victoria and South Australia + IAP in NSW and Qld Mass Limits are the maximum limit, and it is important drivers know the Gross Combination (GCM) and Gross Vehicle Mass (GVM) and do not exceed that if it is lower than the mass limit Legal Disclaimer: data is provided for information only Further information, refer to the National Heavy Vehicle Regulator <a href="http://www.nhvr.gov.au">www.nhvr.gov.au</a> or GTSN <a href="http://www.gtsn.com.au">www.gtsn.com.au</a>							<b>Truck Book Link</b> 		<b>NHVR website</b> 		<b>NHVAS Mass Sticker</b> 					

<sup>1</sup> Refer *Victoria Class 3 Road Friendly Suspension Mass Exemption Notice 2024 (No.1)*

<sup>2</sup> Notice means:

a) *National Class 3 Truck and Dog Trailer Mass Exemption Notice 2023 (No.1)* – GHMS concessions do not apply to permit mass limit. Most trucks are engineered to load to the maximum mass limit and in some cases axle spacings may limit the mass limit. It is not reasonably practicable to check lower mass limits due to shorter axle spacings

b) *National Class 2 Heavy Vehicle B-Double Authorisation Notice 2024 (No.1)*

<sup>3</sup> CML = Concessional Mass Limit: Truck has NHVAS Mass accreditation and sticker attached to the truck (see above)

<sup>4</sup> Trucks in SA and Victoria require NHVAS Mass to Operate to HML. In NSW and Vic, GPS tracking (usually TMA) is required. See Truck Book for more detail.

<sup>5</sup> 0.5t steer axle allowance applies to trucks with a Gross Vehicle Mass (GVM) over 15 tonnes fitted with specific technologies, including an engine complying with ADR 80/01 (Euro IV), Front Under-run Impact Protection that meets UN ECE Regulation No.93 or ADR 84, and cabin strength that meets the requirements of UN ECE Regulation No.29.

<sup>6</sup> 1.1t allowance applies to Road train and AB triple combinations fitted with steer tyres 375mm or wider and that meet the requirements for the 0.5t steer allowance

<sup>7</sup> Refer *Queensland Class 3 Heavy Vehicle (Grain Harvest Management Scheme) Mass Exemption Notice 2024 (No. 1)* – note: Qld GHMS weights are maximum weights and 0.5t steer and 1.1 allowances do not apply when conditions are met. PBS do not qualify for GHMS.

<sup>8</sup> Refer *New South Wales Class 3 Grain Harvest Management Scheme Mass Exemption Notice 2024 (No. 1)* – 0.5t steer applies when conditions are met

<sup>9</sup> Refer *Victoria Class 3 Grain Harvest Management Scheme Mass Exemption Notice 2022 (No. 1) Vic RFS Mass Limit* – 0.5t steer applies when conditions are met

<sup>10</sup> Refer *South Australia Heavy Vehicle Farm Gate Grain Transport Mass Exemption Notice 2025 (No.1)* for trucks operating NHVAS mass to allow loading up to CML + 5% – 0.5t steer applies when conditions are met

<sup>11</sup> Trucks can operate as PBS vehicles under the *National Class 2 PBS Level 1 & 2a Truck and Dog Trailer Authorisation Notice 2024 (No.2)* on routes with PBS 2A or higher access with the following maximum mass limits. All PBS trucks must have a Vehicle Approval. PBS trucks operating to PBS CML or HML must have NHVAS Mass. PBS Trucks operating to PBS HML require GPS Tracking in NSW and Qld and can only operate to PBS HML weights on the PBS HML Network.

Code	PBS (GML)	PBS (CML)	PBS (HML)
16	48.50	49.50	49.50
76	56.00	57.50	57.50
87	59.50	61.50	63.00

<sup>12</sup> Mass limits apply for trucks that comply with the *National Class 3 Truck and Dog Trailer Mass Exemption Notice 2023 (No.1)*

<sup>13</sup> *South Australia Class 3 23m Truck and Dog Trailer Mass and Dimension Exemption Notice 2025 (No.1).*

<sup>14</sup> Mass Limits apply for trucks that comply with the *National Class 3 20m Long 3-axle Truck and 4-axle Dog Trailer Mass and Dimension Exemption Notice 2024 (No. 1) on the PBS 2A Network*

<sup>15</sup> B doubles and semi-trailer trucks with road train prime movers that are fitted with steer tyres wider than 365mm operating under the *National Class 3 Road Train Prime Mover Mass and Dimension Exemption Notice 2025 (No.1)* can apply a 1.1 tonne steer depending on the network by state:

	Qld	NSW	Vic	SA
<b>Semi-Trailer</b>	Queensland 25/26 metre B-double Network	New South Wales 25/26 B-double GML Network	Victoria B-Double Network	South Australia PBS Level 1A Network
<b>B-Double</b>	Queensland 25/26 metre B-double Network	New South Wales GML Type 1 A-double Network	Victoria Road Train Network	South Australia 26m B-Double (GML) Network

<sup>16</sup> On general access (non-B double) routes, GML = 50.0t and CML = 51.0t

<sup>17</sup> On routes with no B double access, Qld = 53.70t, NSW and Vic GHMS = 52.5t

<sup>18</sup> NHVR Access Permit required to operate in South Australia